

# Adult Education Program Fact Sheet

Reporting Period: July 1, 2017 – June 30, 2018

# VIRGINIA

**PURPOSE:** We envision a Virginia where every business has access to a qualified, job-ready workforce and every Virginian has the skills needed to connect with meaningful employment and advance in a career.

**EMPLOYER SKILL NEEDS:** Job opportunities in Virginia are expected to continue to expand. Overall, employment in Virginia is projected to grow 9.3 percent by 2024, exceeding the national growth rate of 6.5 percent. Industries in Virginia with the largest growth in employment projected to 2024 include: Health Care and Social Assistance – 97,087 positions; Professional, Scientific, and Technical Services – 70,701 positions; and Educational Services – 42,378 positions.

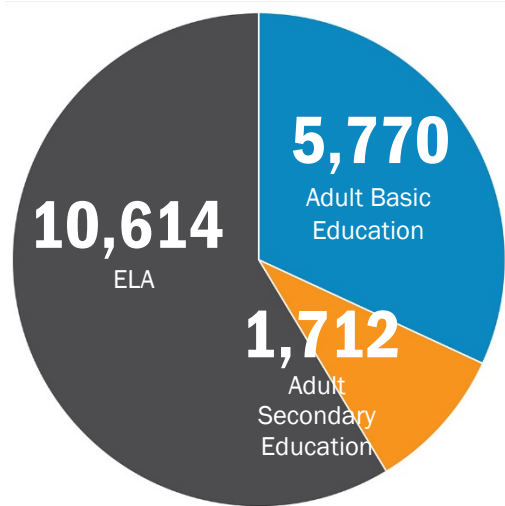
## OUR ADULT EDUCATION POPULATION

**496,225**      **159,458**

Number of working-age adults (18-64) in the state **without a high school credential**

Number of adults in the state who **don't speak English well or at all**

## OUR ENROLLMENT: 18,096



Adult student populations, as defined by the National Reporting System (NRS):

**Adult Basic Education (ABE):**  
Grade Levels 0-8.9

**Adult Secondary Education (ASE):**  
Grade Levels 9-12

**English Language Acquisition (ELA)**  
ELA students are those for whom English is not their native language.

Number of enrolled students served in **correctional educational programs:** **338**


Number of enrolled students **exhausting TANF within two years:** **151**

## OUR PERFORMANCE

**High School Credentials** awarded to those enrolled in our program: **675**

**Postsecondary Credentials** awarded to those enrolled in our program: **0**

Individuals improving one or more **skill levels:** **7,052**



## CHALLENGES FACING OUR POPULATION

**30,166**

**Working-Age Adults (18-64) Without High School Diploma and Unemployed**

**205,957**

**Working-Age Adults Without High School Diploma and Not in Labor Force**

**13,829**

**Working-Age Adults Without High School Diploma on Public Assistance**

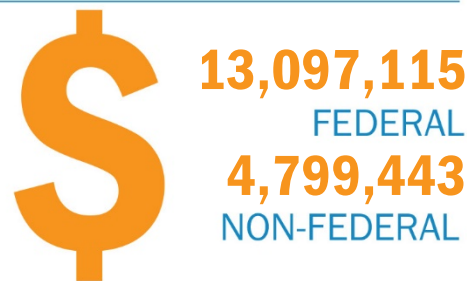
**6,078**

**Youth (16-24) Without High School Diploma, Not Enrolled in School and Unemployed**

**9%**

**Percentage of Children Living in Household Headed by Adult Without High School Diploma**

## OUR FUNDING



ADULT EDUCATION  
An Investment in America's Future

Published for Educate and Elevate,  
a joint initiative of COABE and NASDAE

**Sources:** American Community Survey, 2013-17, 5-year estimate; National Reporting System; Recovery by Georgetown University Center on Education and the Workforce; Annie E. Casey Foundation Kids Count Data Center